


# Creative Articulation Practice at Home: Fun for the Whole Family!

by Keri Spielvogle, MCD, CCC-SLP

Looking for a new way to work on articulation skills at home? Or a new and different way to get your students interested in articulation therapy? Make it fun and exciting for your children by trying the following suggestion. It's an activity for all the children to enjoy!



## Fun Articulation Practice... “in a box!”

- 1) Make a “mystery box” using common household objects and your child’s toys. Cut a slot in the top of a good-sized box. Make sure that your child’s hands plus an object fit through the slot.
- 2) Help your child decorate the box the way he/she wants it to look. This makes the child feel like he/she is participating and provides a great language-building activity.
- 3) Talk to your child’s SLP about what he/she is working on in therapy.

### Some specific questions to ask are:

- ➔ What sound/sounds is he/she working on in speech class?
  - ➔ What position/positions is he/she working on with each sound? (Basically, **initial** means a sound at the beginning; **medial** means a sound in the middle; and **final** means a sound at the end. For example, for the /k/ sound, “cup” is initial; “bacon” is medial; and “book” is final.)
  - ➔ What level is he/she working on? (There are different levels a child works on, each getting more difficult. The “easiest” level is **isolation**, or the “k” sound alone. Next, the “k” sound is in some position within a **syllable** (i.e., “ka,” “aka,” or “ak.”) Next, the **word** level (i.e., cup, bacon, book), then, a phrase (i.e., “in the cup;” “in the book”), then, a sentence (i.e., “I read a book,” or “The juice is in the cup”). Finally, the sound is monitored in conversation for consistent production.)
- 4) Pick 10-15 objects, letter cards, or syllable cards with your child’s target sound in them and, without your child seeing, “hide” them in the Mystery Box.
  - 5) Let your child choose an object/card and say/name it, use it in a phrase, sentence, or ask questions to elicit conversation.

- 6) Continue until your child sees all objects and completes each task.
- 7) For a special treat, put a "surprise" in the box your child can keep or eat!

**Some ideas for five commonly misarticulated sounds are:**

**S**

**Initial**

cereal  
celery  
cent  
seed  
seashell  
salt  
soap  
soup  
softball  
sock



**Medial**

bicycle (toy)  
dinosaur (toy)  
motorcycle (toy)  
pencil  
receipt  
baseball  
glasses  
icing  
bracelet  
whistle

**Final**

bus (toy)  
dress  
(shoe) lace  
box (smaller)  
horse (toy)  
(dental) floss  
lace  
purse  
ice (in a baggie)  
necklace

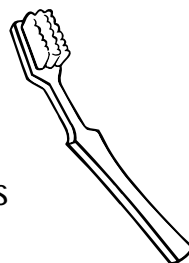
**SH**

**Initial**

shoe  
shapes (toy)  
ship (toy)  
shirt  
shells  
shampoo  
shoelace  
sugar  
shovel (toy)  
shark (toy)

**Medial**

horseshoe  
toothbrushes  
tissue  
marshmallows  
nutshells  
washcloth  
dishes (toy)  
invitation  
lotion  
flashlight



**Final**

hairbrush  
toothbrush  
fish (toy/picture)  
mouthwash  
nail polish  
dish  
leash  
paintbrush  
starfish  
licorice

**R**

**Initial**

rope  
rose  
ring  
rabbit (toy)  
robe  
rattle  
ribbon  
radio  
rocket (toy)  
raisins



**Medial**

airplane (toy)  
carrots  
earrings  
horse (toy)  
purse  
fork  
marbles  
markers  
shirt  
fire engine (toy)

**Final**

(teddy) bear  
car (toy)  
pear  
jar  
flower  
feather  
dollar  
dinosaur (toy)  
paper  
letter



**K**

**Initial**

can  
key  
car (toy)  
comb  
candy  
kite  
carrots  
cow (toy)  
cat (toy)  
corn



**Medial**

chicken (toy)  
bacon (toy)  
pumpkin (toy)  
rocket (toy)  
helicopter (toy)  
bicycle (toy)  
sneaker  
napkin  
chocolate  
monkey (toy)

**Final**

sock  
stick  
truck (toy)  
block  
snake (toy)  
book  
cake  
rake (toy)  
milk  
black (crayon)



**L**

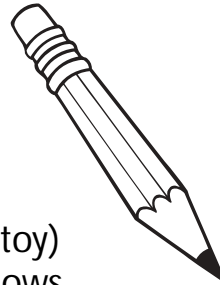
**Initial**

lamp (toy)  
leaf  
lamb (toy)  
lime  
ladder (toy)  
lemon  
letter  
lipstick  
lotion  
lizard (toy)



**Medial**

balloon  
collar  
dollar  
jelly  
necklace  
pillow  
ruler  
elephant (toy)  
marshmallows  
helicopter (toy)



**Final**

bell  
doll  
ball  
bowl  
nail  
football  
pencil  
towel  
seashell  
mail

Use this activity with all your children and with every sound. With a little creativity, you can make articulation practice FUN!

\_\_\_\_\_ Name

\_\_\_\_\_ Date



Call Toll Free 1-800-277-8737  
Fax Toll Free 1-800-978-7379



Online!  
[www.superduperinc.com](http://www.superduperinc.com)